

2018 2019



1942 2002 2012  
2013  
2015 2016  
2.97 220.78  
295 1525 1121 345  
6 1 2 2 6 1  
15 5 5 19  
66  
6 14 6 3  
24478  
6 13  
17

2019 11

+

2018-2019

62

9

1

1

2018 2019

--	--	--	--	--

		2016			
		2014			
		2011			
		2017			
	2005	2012 2017	2010		
	2013				
	2014				
	2015				

2010

			2002	2012 2007		
			2007			
			2002	2007		
			2005	2013 2010		
			2003			
			2006			
9			2008			
			2006	2011 2012		
			2013			
			2004	2013 2010		
			2005	2012		
			2012			
			2018			
			2013			
			2017			
			2006	2013		
10			2008	2013 ,2017		
			2018			
			2009			
			2006	2008		
			2009			
			2004			
			2004	2015		
			2004			
			2013			
			2006			
			2011			
			2007			
		2013				

	6		2002	2007		
			2011			
			2003	2010 2007 2010		
			2005			
			2015			
			2018			
	4		2008	2013		
			2014			
			2010			
			2002			
			2007			
	2		2002	2010 2014		
			2003			
	1		2008			
	1		2003			

2019 9 1

24478

21266

86.88

3183

13.00

2018 9

62

6050

5150

900

6050

5001

82.66%

1049

17.34%



23

2

52.23%

0.9%

2 2018

		2016		2017		2018	
			%		%		%
		5759	100	5900	100	6050	100
		4712	81.82	4868	82.51	5001	82.66
		1047	18.18	1032	17.49	1049	17.34
		23		22		23	

2018

5150

5150

100%

5079

98.62%

2018 9

18 (

)

74

77

3

3 2018

				%						
	889	893	100.5%	552	510	452	507.69	436	71.69	
	2526	2552	101%	515	451	404	449.98	374	75.98	

		50	125	250.00%
		110	229	208.18%
	( )	85	166	195.1 00 (-S)

1

						+		+
	2019	9	30		1525			1121
	199			20.67	1			69
	289			6.16%	25.78%		5	
	295				660			26.32%
58.88%	6	35			343	36	45	582
46			196			30.6%	51.92%	17.48%
7								219
				19.54%				

5

2019	1121	69	6.16%	2789	25.78%	561	50.04%	202	18.02%

6

2019	1121	295	26.32%	660	58.88%	166	14.81%		

7

		35		36-45		46-55		>55	
2019	1121	343	20.6%	582	51.92%	166	14.81%	30	2.68%

2

2018 2019





29700.93	1.18
2195.87	897
2,207,849	87.54
52731	2.09

2019 8 31

4.54 26 4145 220.78

87.54 2018 2019 52731 2.09

702033 2018 2019 37445 54

12661 2018-2019 187.2

185727 7.6

2637486


2018-2019 504 2019 8

21.3G


VPN

1.

2018-2019



2.



1			
2			
3			

4			
5			
6			
7			

2018

2019

2019 8

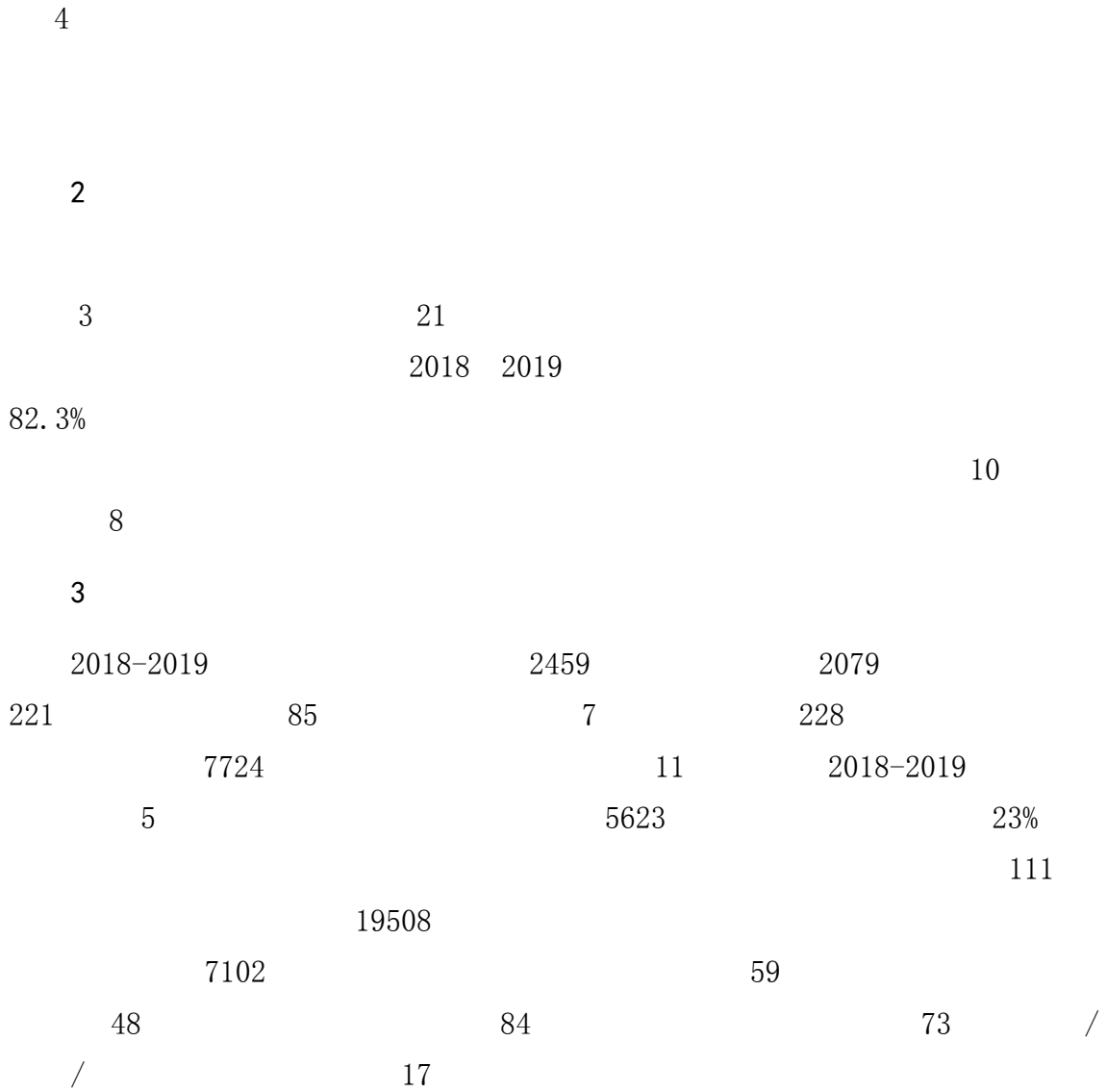
13 49

8 257

2018-2019

8 11





2019 + + +  
OBE

2018-2019

1+X

4 BIM

BIM

1+X

2.

2018-2019

20

2018-2019

3.

A B

APP

6

6

2019

6

40

$1+N_1+N_2$

2018-2019

14

2019

3

10

2018

12

1

2019

8

416

60280.39

221

2

2

1

1

2

6

363

2

2018-2019	687		
98%	642		93.4%
2019		75.5%	
2018		54.4	
32.92%	58.6		33.94%
3			
			60%
( )	10		( )
		30%	
50%			

4

2018-2019

91

71

703

143

345

35

22

22 ,

44000

50

10

3

7

1.

2016

2.

1.

1121	20.67:1	1525
30.78%	295	345
		26.32%

2.

		2018
426.32	4993.38	2203.22
200	308.58	2018-2019
		100

3.

100%	2018-2019	556
	126	94.42%
2019	1000	2018
	2	
		609
46	82	115
		102
179		1105

2

2

+ +

100

7

6

1.



2.

1.

2018-2019

2018-2019

2

2018-2019

1.

2018-2019

2019 6

2018 2019

1513

2031

2.

2019 6

120

2018

2019

760

366

6000

3.

2018-2019

435

57

4.

2018-2019

13 5000

248

21

3

1

2018-2019

609

223

386

2018

1

306

108

198



1

2018

2

2018 10

2019 6

3

2019 8

90

10000

50%

40


1000

2

12

12

2018 2019



2018-  
2019

120

2018-2019

30% 40%

7374

18

2018-2019

80.25%

18

APP

20%

10

13

30%

13

2018 2019

2018 9		2019 3	
2018 10		2019 4	

1

2019

5552

5491

98.90%

5453

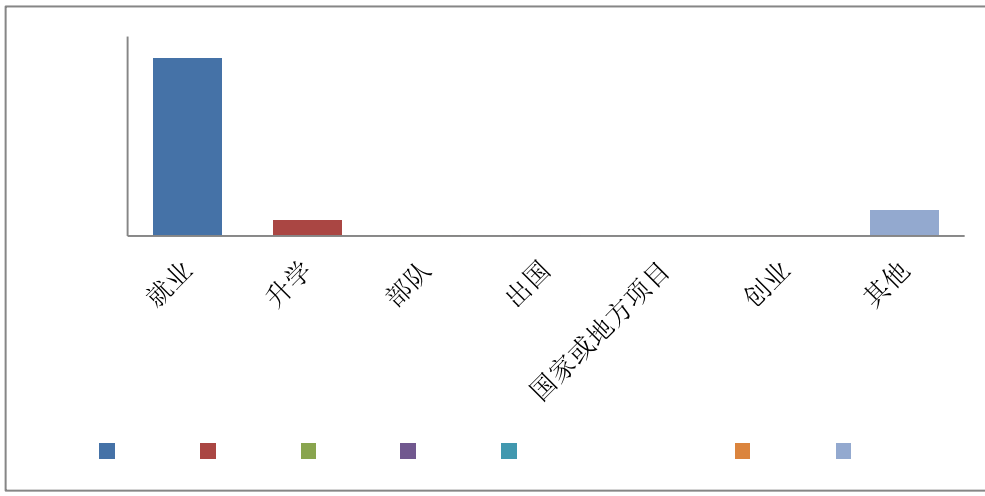
99.31%

136

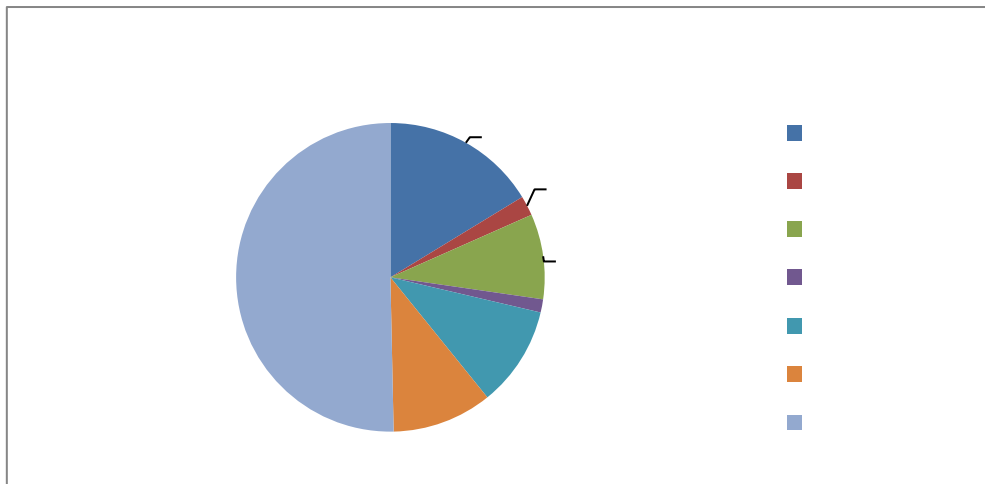
685

2

2018-2019		20	775
23000	2019	1610	197
2019		87.49%	3184
23	388	985	211
			96
		3	2



2 2019



3 2019

3

2019

2019

97.89%



2015

2016

1

2000

2018-2019

2018

1000

1500

1000

200

2018-2019



2018 2019

2018-2019

20.67

10%

+ +

2020